


1. **Point (Winner of rally).** Extend the arm in the direction of the team that will serve next (palm perpendicular to the floor).



2. **Ball crossing plane under net.** Point to center line with index finger.



3. **Ball in bounds [Referees].** Point to attack area of court with open hand (palm facing net.)




4. **Ball in bounds [Line Judge].** Point with the flag down (with no flag, point to center of court with both arms extended, using open hands).




5. **Ball out of bounds, ball illegally outside antenna or player illegally in adjacent court [Referees and Line Judges without flags].** Raise forearms vertically, elbows at 90 degrees, palms facing shoulders. Use for: (a) touch off block that returns to attacker's side and lands out; (b) ball going into net and landing out of bounds on attacker's side; (c) all contacts landing out on the opponent's side of the center line extended, hitting an obstruction or entering non-playable area; (d) simultaneous contact by opponents landing out (indicate player at fault).



6. **Ball out of bounds [Line Judge].** Raise the flag (with no flag, same as signal No. 5).



7. **Ball out of bounds after contact with a player [Referees and Line Judges without flags].** Use for: (a) first, second or third team contact that lands out of bounds before crossing the center line extended; (b) balls that contact the block before landing out of bounds on the blocker's side. Raise forearm on side that last contacted the ball, with elbow at 90 degrees, palm facing shoulder. Brush fingers of opposite hand once over palm of vertical hand.




8. **Ball out of bounds after contact with a player [Line Judge].** Raise the flag to shoulder height in front of body and place the open palm of the other hand on tip of flag (No flag—same as signal No. 7).



- 9a. **Antenna fault [Line Judge].** Wave the flag (or arms) side to side and point with finger toward the antenna; signal out of bounds, if necessary.
- 9b. **Line fault [Line Judge].** Wave the flag (or arm) side to side and point with finger to the fault area.




10. **Line fault, interference, center line fault, or ball crossing plane under net [Referees].** Point to line with index finger.




11. **Caught or thrown ball, ball held against net, or an assisted hit.** With elbow bent and palm facing upward, lift forearm and hand to approximately eye level.




12. **Ball illegally contacted more than once by a player.** Raise forearm vertically with two fingers extended.




- 13a. **End of set or match.** Cross the forearms in front of the chest (open hands facing the body).
- 13b. **Blocked from seeing the ball land [Line Judge].** Cross the forearms in front of the chest (open hands facing the body or holding flag with one hand, if used).



14. **Timeout.** Raise forearm on the side making the request, with elbow at 90 degrees and hand perpendicular to shoulder. Place opposite palm on top of vertical hand, forming a "T." Then, extend an open hand on the side making the request to indicate which team called the timeout, or open hands pointing to the attack area of each court for officials' or media timeout.



15. **Substitution.** Make a circular motion of the hands and forearms around each other with closed hands at shoulder height. (Two rotations are sufficient).




16. **Authorization for service.** Extend arm toward serving team with palm forward. Blow whistle for service and move hand and arm in a sweeping motion to the opposite shoulder.




17. **Illegal service or ball not released at time of service.** Lift the extended arm (palm up) from the level of the leg to the level of the chest.



18. **Delay of service.** Raise forearms vertically toward the side at fault with eight digits extended (five on one hand; thumb, index and middle finger on the other hand).



- 19a. **Player commits net fault or interferes with ball in net on opponent's side.** Touch the net with the hand on the side at fault. Indicate the player at fault by number. No. 0: Use all fingers on the hand on the side at fault to form an open "0." Nos. 1-9: Show appropriate fingers using the hand on the side at fault for 1-5. No. 10: Show closed fist of the hand on the side at fault. Nos. 11-19: Combine above signals. Nos. 20 and above: Show first digit with right or both hands, then second digit with left or both hands.



- 19b. **Served ball does not cross plane of net, touches teammate or fails to reach net.** As described in 19a—no player is indicated.

20. **Double fault, or replay.** Raise the thumbs from both fists, forearms bent, hands held close together.



21. **Illegal block or screen.** Raise both hands to head height (palms facing away from body). Indicate player(s) committing the fault.




22. **Position fault, wrong server, wrong position entry or illegal player on court.** Make a circular motion with one hand, using the index finger. Then indicate the player(s) committing the fault with open hand.



23. **Illegally reaching beyond the net to attack or block or contact with opponent over the top of the net.** Place the forearm, palm down, over the top of the net. Indicate the player committing the fault, if necessary




24. **Illegal attack or illegal attack of the serve.** Make a forward and downward motion with one arm from the shoulder with the forearm and hand. (Two motions are sufficient.) Indicate the player committing the fault, if necessary.



25. **Ball contacted more than three times by a team.** Raise forearm vertically with four fingers extended.



26. **Individual sanctions [First Referee]: (Y) Warning—Show a yellow card. (R) Penalty—Show red card. (D) Disqualification—Show red and yellow cards in separate hands.**



27. **Team sanctions [First Referee]:** (IR) Improper request—Without card, hold palm of one hand against the opposite wrist. (Y) Delay warning—Show yellow card held against opposite wrist. (R) Delay penalty—Show red card against opposite wrist.



28. **Change of courts.** Raise the forearms front and back around the body at waist level with closed hands.



29. **Authorization to enter.** Using the arm on the side that requested the substitution, make a sweeping motion at waist height with an open hand, palm toward the court.



30. **Challenge accepted.** Using the arm on the side that requested the challenge, raise the arm with closed hand vertically toward the ceiling.

