



- A. Right arm straight out front with palm outward and fingers up – signifies do not pitch, the ball is dead.
- B. Pointing with right hand index finger while facing pitcher – signifies play is to start or be resumed and simultaneously umpire calls "Play."
- C. Both hands open above the head – signifies foul ball, time-out or ball is dead immediately.
- D. Fist up and then out away from body. Coordinate, verbal call, "He's out," or "Strike," with the hammering action of the closed fist. On a swinging, use same signal, no verbal call.
- E. Index finger of right hand is held above the head – signifies infield fly.
- F. Bump both fists on top of each other with the index finger of the right hand extended.
- G. Coordinate verbal call, "Safe." Signal also used for dropped balls in the outfield and to determine if a batter's checked swing was legal.



## NFHS OFFICIAL BASEBALL SIGNALS



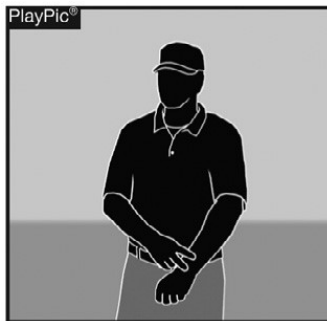
**H.** Fair Ball



**I.** Foul Tip



**J.** Count



**K.** Time Play



**L.** Correct Rotation



**M.** Information Available

- H. Point toward fair ground with index finger. No verbal call.
- I. The palms of the hands glance off each other as they pass above eye level, followed by a strike call.
- J. Left hand indicates balls followed by the number of strikes thrown on the right hand. Verbally give count.
- K. Place two fingers of the right hand on the left wrist, as if on top of a watch. This signal will only be used in two-out situations where a time play involving a potential run is likely.
- L. Umpires indicate to their partner(s) where they are rotating to a specific base for coverage of an anticipated play. The umpire(s) points with both hands in the direction of the base that they are moving toward.
- M. The game umpire is indicating that he/she has some information that is relevant to their partner by tapping two times over his/her left chest (heart).