

DIAGRAM 11: REFEREES' OFFICIAL HAND SIGNALS

1. All signals which are made with one hand shall be made with the hand on the side of the team that commits the fault or makes the request.
2. After the signal is made, the referee gestures to the player who has committed the fault or the team that has made the request.

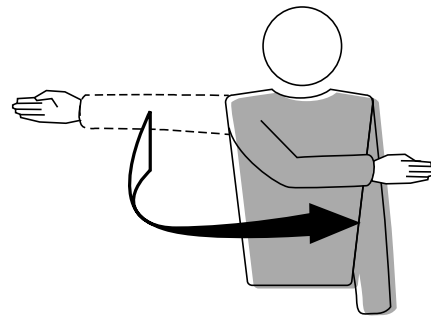
- (F) (S) First or **S**econd referee(s) who must show the signal according to their regular responsibilities
- (F) (S) First or **S**econd referee(s) who must show the signal in special situations

1. Authorization to Serve

Relevant Rules: 3.3, 23.1, 24.1, 25.1, 26.1, 27.1

Move the hand to indicate the direction of service.

(F)




2. Team to Serve

Relevant Rules: 22.2.3.1, 22.2.3.2, 22.2.3.4

Extend the arm to the side of the team that will serve.

(F) (S)

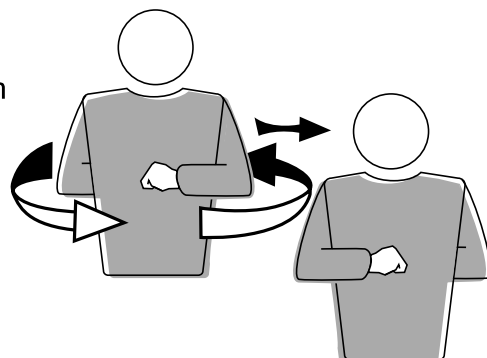


3. Change of Courts

Relevant Rules: 18.2

Raise the forearms front and back and twist them around the body.

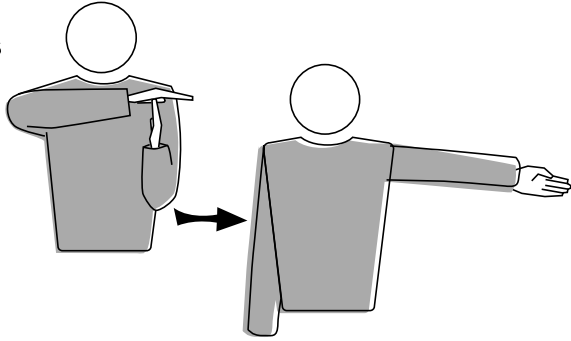
(F)



4. Time-Out

Relevant Rules: 15.4.1

Place the palm of one hand over the fingers of the other, held vertically (forming a "T") and then indicate the requesting team. Note: 1st referee uses when he/she whistles the time-out.

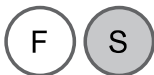



5. Substitution

Relevant Rules: 15.5.1, 15.5.2, 15.8

Circular motion of the forearms around each other.

Note: 1st referee uses when he/she whistles the substitution.




6. Misconduct Warning and Misconduct Penalty

Relevant Rules: 21.1, 21.6, 21.3.1, 23.3.2.2

6a. Show a yellow card for warning.


6b. Show a red card for penalty.



7. Expulsion

Relevant Rules: 21.3.2, 21.6, 23.3.2.2

Show both cards jointly for expulsion.




8. Disqualification

Relevant Rules: 21.3.3, 21.6, 23.3.2.2

Show red and yellow cards separately for disqualification.

F



9. End of Set (or Match)

Relevant Rules: 6.2, 6.3

Cross the forearms in front of the chest, hands open.

F S



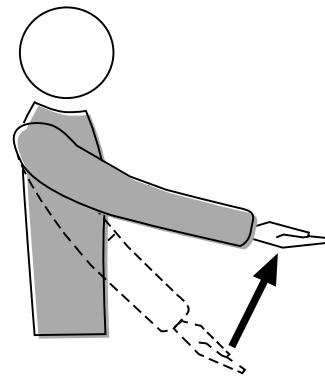
10. Ball Not Tossed or Released at the Service Hit

Relevant Rules: 12.4.1

Lift the extended arm, the palm of the hand facing upwards.

USAV: Substitute authorization to enter;
second referee only.

F




11. Delay in Service

Relevant Rules: 12.4.4

Raise eight fingers, spread open.

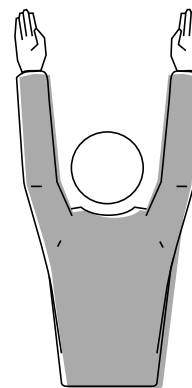
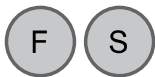
F



12. Blocking Fault or Screening

Relevant Rules: 12.5, 12.6.2.3, 14.6.3, 19.3.1.3, 23.3.2.3a, g, 24.3.2.4


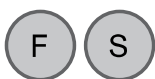
Raise both arms vertically, palms forward.



13. Positional or Rotational Fault

Relevant Rules: 7.5, 7.7, 23.3.2.3a, 24.3.2.2


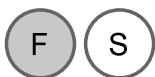
Make a circular motion with the forefinger.



14. Ball “In”

Relevant Rules: 8.3

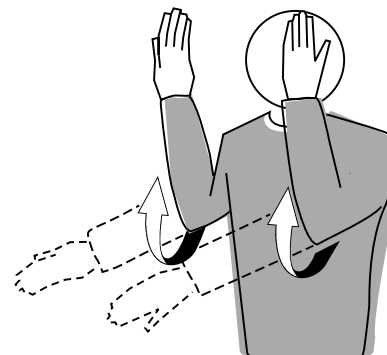
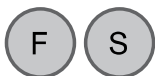
Point the arm and the fingers toward the floor.



15. Ball “Out”

Relevant Rules: 8.4.1, 8.4.2, 8.4.3, 8.4.4, 24.3.2.5, 24.3.2.7

Raise the forearms vertically, hands open, palms toward the body.




16. Catch

Relevant Rules: 9.2.2, 9.3.3, 23.3.2.3b

Slowly lift the forearm, palm of the hand facing upwards.

F




17. Double Contact

Relevant Rules: 9.3.4, 23.3.2.3b

Raise two fingers, spread open.

F




18. Four Hits

Relevant Rules: 9.3.1, 23.3.2.3b

Raise four fingers, spread open

F

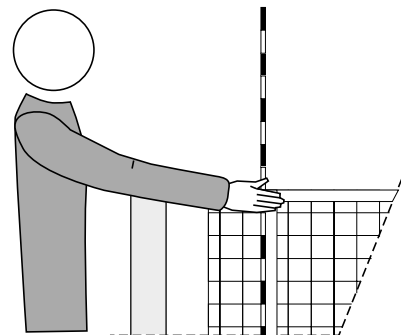


19. Net Touched by Player/Served Ball

1. Net Touched by Player
2. Served Ball Touches the Net Between the Antennae and Does Not Pass the Vertical Plane of the Net

Indicate the relevant side of the net with the corresponding hand. For (2), only 1st referee signals.

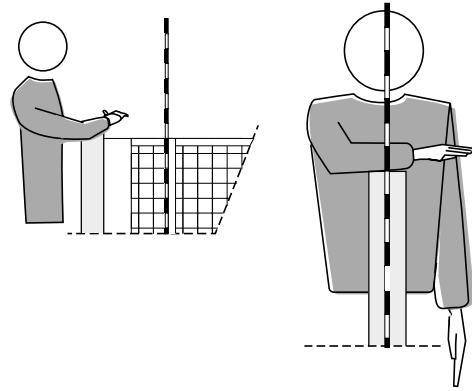
F S



20. Reaching Beyond the Net

Relevant Rules: 11.4.1, 13.3.1, 14.3, 14.6.1, 23.3.2.3c

Place a hand above the net, palm facing downwards.



21. Attack-Hit Fault

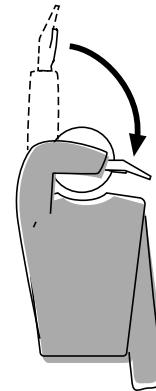
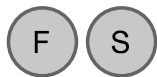
-by a back-row player, by a libero or on the opponent's service

Relevant Rules: 13.3.3, 13.3.4, 13.3.5, 23.3.2.3d, e, 24.3.2.4

-on an overhand finger pass by the libero in his/her front zone or its extension

Relevant Rules: 13.3.6

Make a downward motion with the forearm, hand open.

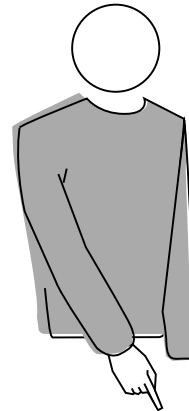
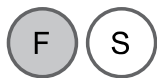


22. Penetration into the Opponent Court

Ball Crossing the Lower Space or the Server Touches the Court (End Line) or the Player Steps Outside His/Her Court at the Moment of the Service Hit

Relevant Rules: 8.4.5, 11.2.2, 12.4.3, 23.3.2.3a, f, 24.3.2.1

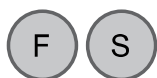
Point to the center line or to the relevant line.



23. Double Fault and Replay

Relevant Rules: 6.1.2.2, 17.2, 22.2.3.4

Raise both thumbs vertically.



24. Ball Touched

Relevant Rules: 23.3.2.3b, 24.2.2

Brush with the palm of one hand the fingers of the other, held vertically.

USA V: Brush fingers of opposite hand once over palm of vertical hand with upward motion




25. Delay Warning/Delay Penalty

Relevant Rules: 15.11.3, 16.2.2, 16.2.3, 23.3.2.2

Cover the wrist with a yellow card (warning) and with a red card (penalty).

USA V: Without card, hold palm of one hand against the opposite wrist for Improper Request.



26. Illegal Contact (used in Co-Ed competition)

Relevant Rules: Co-Ed 1.2, 1.2.1, 1.2.2

USA V: Place hands together (palms facing each other) overhead.


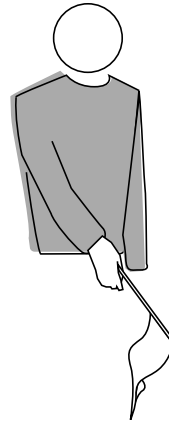


DIAGRAM 12: LINE JUDGES' OFFICIAL FLAG SIGNALS (INDOOR)

1. Ball "In"

Relevant Rules: 8.3, 27.2.1.1

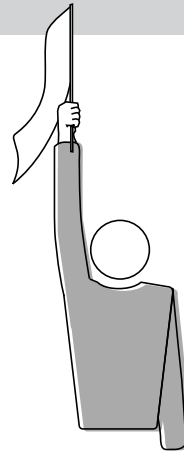
Point down with flag.



2. Ball "Out"

Relevant Rules: 8.4.1, 27.2.1.1


Raise flag vertically.



3. Ball Touched

Relevant Rules: 27.2.1.2


Raise flag and touch the top with the palm of the free hand.



4. Crossing Space Faults, Ball Touched Outside Object, Foot Fault

Relevant Rules: 8.4.2, 8.4.3, 8.4.4, 12.4.3, 27.2.1.3, 27.2.1.4, 27.2.1.6, 27.2.1.7

Wave flag over the head and point to the antenna or the respective line.



5. Judgment Impossible

Raise and cross both arms and hands in front of the chest.

